

# DA4060 4\*60W 4 Channels Digital Amplifier



## Features

- Multiple channels in 19" standard rack
- 70V/100V power output optional
- Full digital with 4\*60W high efficiency
- With priority input function and 100V input available
- 1 U slim design, space and cost saving
- With standby function for power saving

## Description

This is a Class D digital amplifier designed for commercial and industrial public address applications. Rack mount design in 1U type and rated power is 4\*60W.

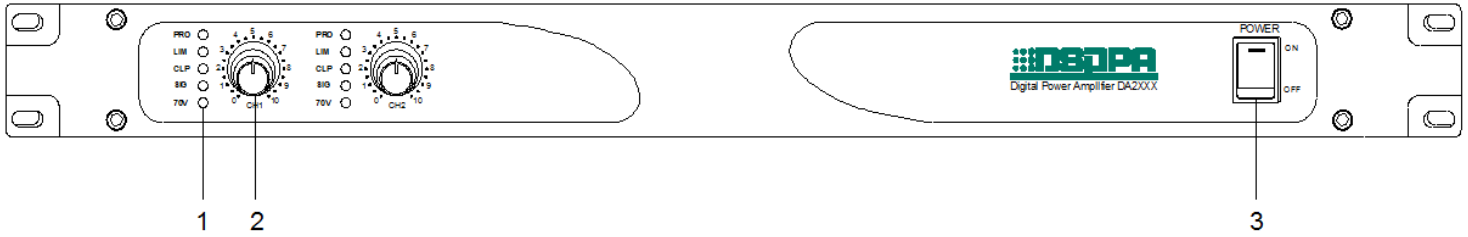
Both balanced and unbalanced line inputs are available for each channel. Balanced line output feeds to another power amplifier as well as secures the signal transmission is less noise and longer distance. 70V, 100V speaker outputs are convenient for installation when selection different speaker matching. Complete protection includes clip, short circuit, high temp and overload. With indications for power, signal, clip, protection and temperature.

## Specification

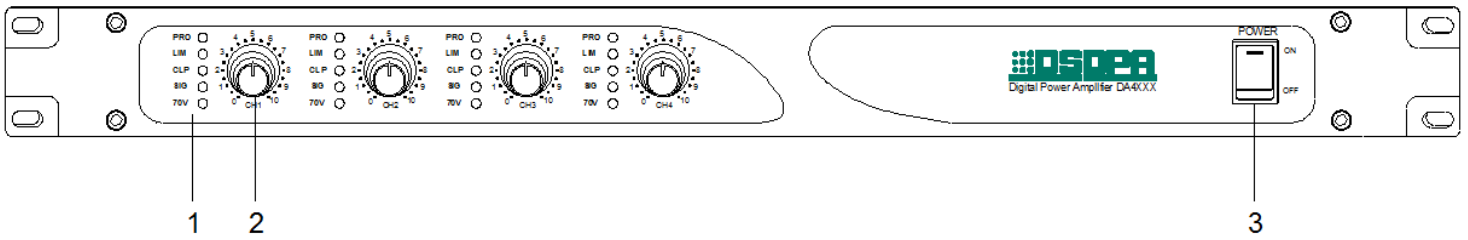
Model	DA2125	DA2250	DA2500	DA4060	DA4125	DA4250
Channels	2	2	2	4	4	4
Rated power/channel	125W	250W	500W	60W	125W	250W
Rated output voltage	70V/100V					
Input sensitivity	775mVRMS(0dBV/balanced input); 100VRMS (100V unbalanced input)					
S/N Ratio	> 80dB					
Input impedance	60K ohms (balanced), 20K ohms (priority), 100K ohms (100V unbalanced)					
Frequency response	80Hz-15kHz ( $\pm 3$ dB)					
Total harmonic distortion	<0.3 % (1kHz)					
Power Consumption	300W	600W	1200W	300W	600W	1200W
Power requirement	AC180-260V/50-60Hz DC24V(rated power -3dB)					

## 1. Front Panel

Two Channels



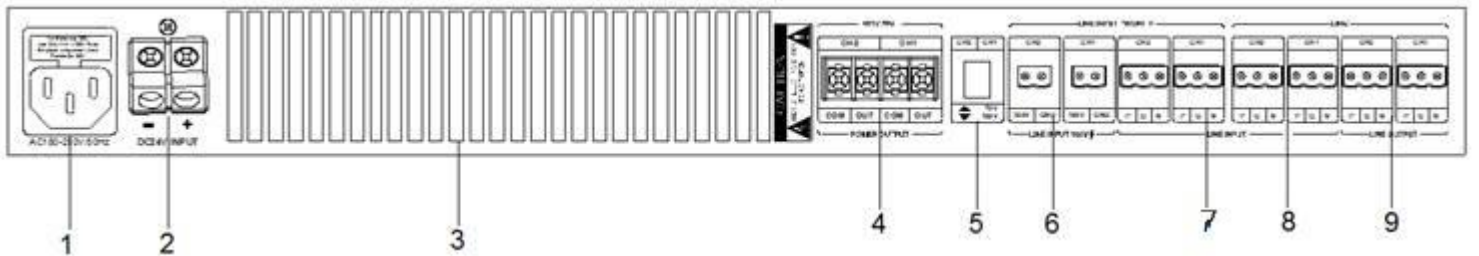
Four Channels



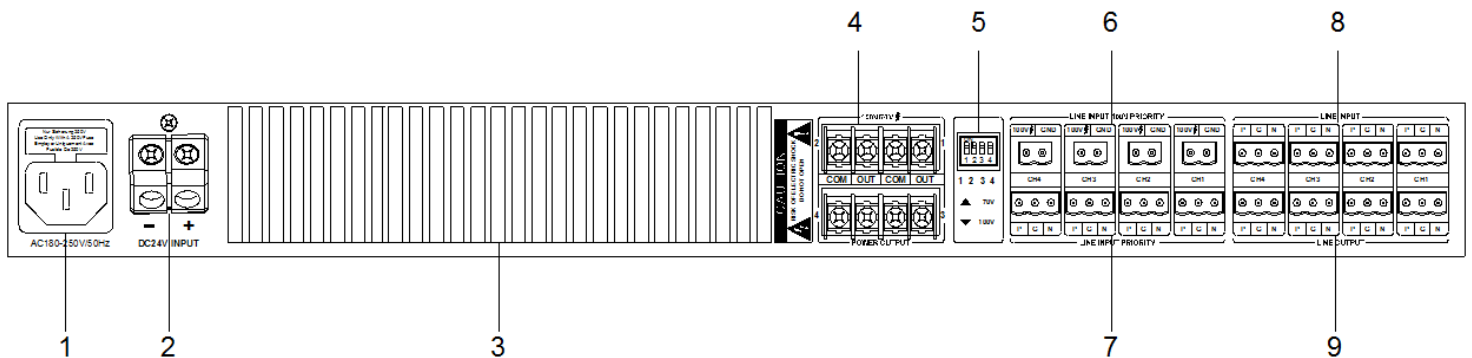
1. Status indicators
2. Volume controller
3. Power switcher

## 2. Rear Panel

Two Channels

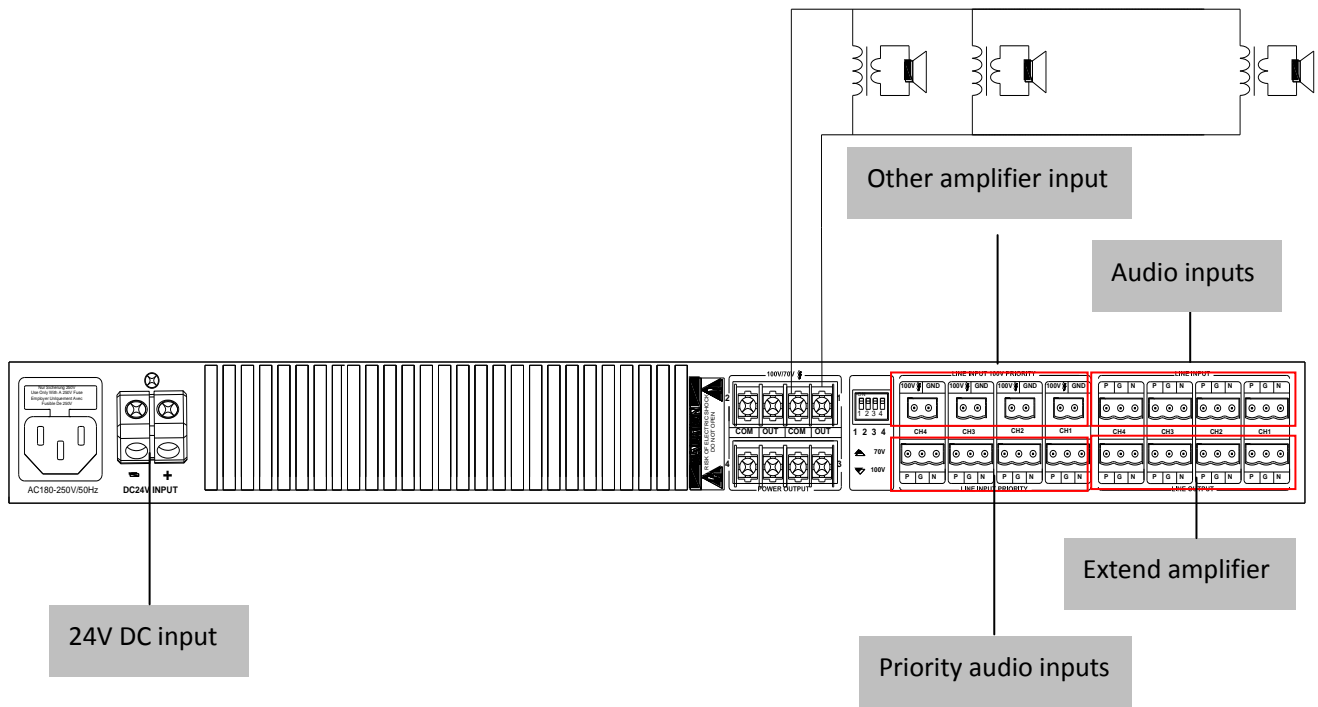


Four Channels

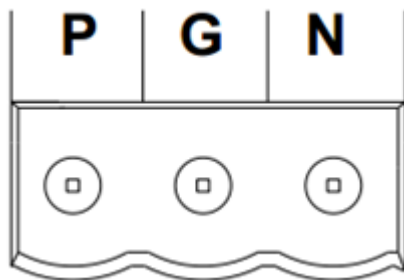


1. 220V AC input (with fuse)
2. 24V DC input (maximum core  $\Phi 6\text{mm}$ )
3. Fan
4. 70V/100V output
5. 70V/100V switcher
6. Priority 100VRMS unbalanced input (two poles 3.96 phoenix)
7. Priority balanced AUX input (three poles 3.96 phoenix)
8. Balanced AUX input (three poles 3.96 phoenix)
9. Balanced AUX output (three poles 3.96 phoenix)

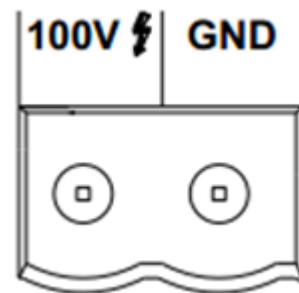
### 3. Connection



#### 3.1 Input connection



- P—Signal (+)
- G—Ground
- N—Signal (-)



- 100V—100V output (hot end)
- GND—Ground (cold end)

#### 3.2 Output connection

COM is for common end, OUT is for hot end