

# DSP602 ABS Ceiling Speaker



## Features

- Max SPL: 101±2dB
- Built-in 100v/70v transformer
- Wide Freq.Resp.:110Hz-15kHz
- High sensitivity: 90±2dB
- Driver surround excellent damping
- Made of high quality engineering plastic, which ensures long-term durability, will never be out of shape and fade

## Description

The DSP602 is a ceiling speaker with a 70v/100v transformer built in. The 70v/100v transmission is realized in a high-voltage, low-current mode, which makes longer distance transmission and parallel connection of multiple loudspeakers possible.

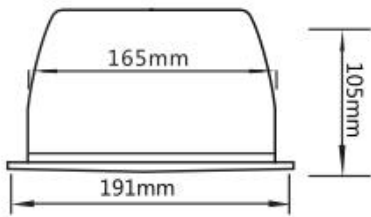
This speaker is designed of wide frequency response (110-15,000Hz); It is made of high quality engineering plastic, which ensures long-term durability, will never be out of shape and fade; Construction of dual-crossover, its flush mount type makes the easy and secure installation possible; Driver surround excellent damping, long life, clear and sonorous sounds.

It can be applied to different occasions vary in area sizes and background noises, such as station, park, school, square, military camp, industrial park, etc.

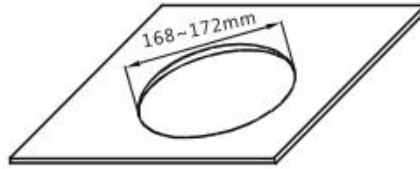
## Specification

MODEL	DSP602
Rated Power	6W
Rated Output	70/100V
Sensitivity(1M,1W)	90±2dB
Max SPL(1M)	101±2dB
Freq. Resp	110Hz-15kHz
External Dimension(L×W×H)	191*105mm
Weight	0.9kg

## Dimension



## Installation Hole

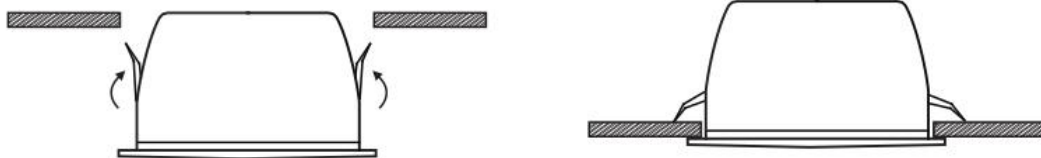


## Installation

1. Cut a  $\text{Ø}168\text{mm} - \text{Ø}172\text{mm}$  installation hole on ceiling as shown above;
2. The clamps of the speaker system suited for different ply of ceiling;
3. Connect audio broadcasting wire to the terminals according to the table below;

Power Line Terminals Voltage	70V	100V
Red---White	3W	6W
Red---Blue	1.5W	3W

4. Turn up the clamps of the speaker then insert them into the installation hole on ceiling. Release it as the picture shown below. **Put on your gloves for safety is recommended.**



5. Finally, examine whether it is steady.